


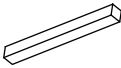
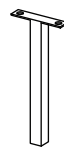
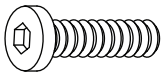
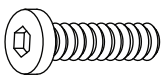
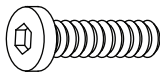



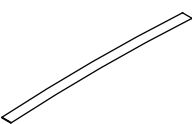

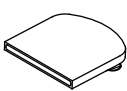

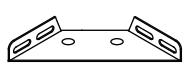
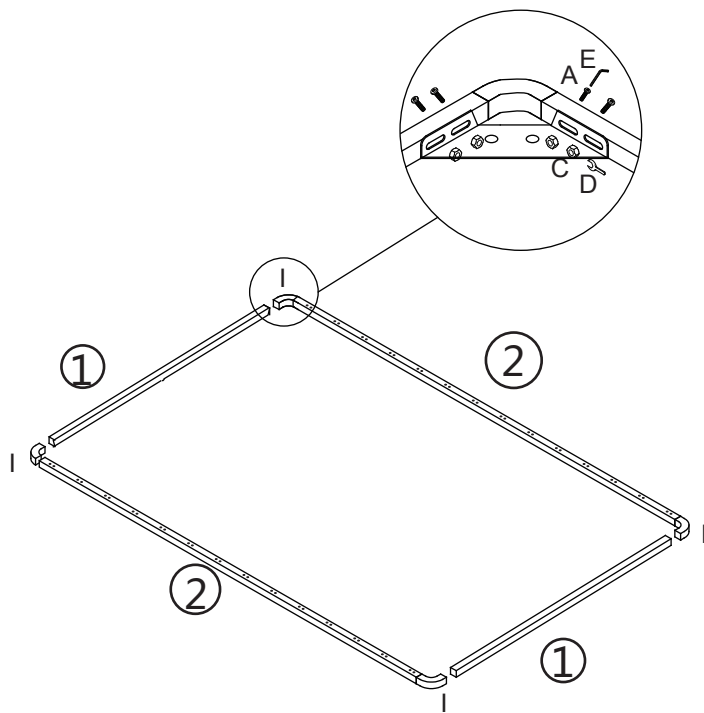
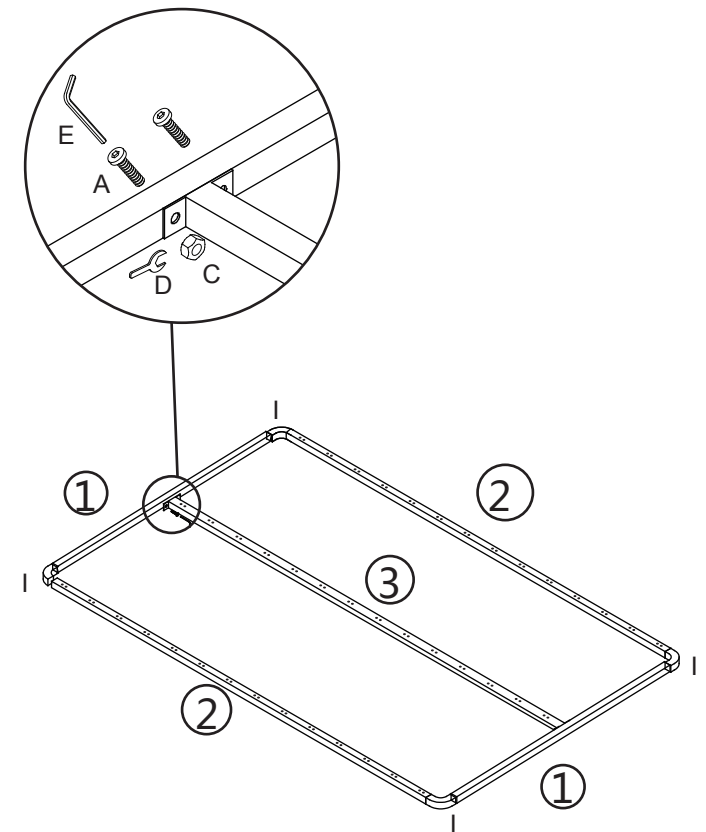


<p>1.x2</p>  <p>Short Tube</p>	<p>2.x2</p>  <p>Long Tube</p>	<p>3.x1</p>  <p>Supporting Tube</p>	<p>4.x3</p>  <p>Support Legs</p>	<p>5.x4</p>  <p>Support Legs</p>
<p>K.x8</p>  <p>M8x20 Screw</p>				
<p>A.x20</p>  <p>M8x40 Screw</p>	<p>B.x3</p>  <p>M8x50 Screw</p>	<p>C.x28</p>  <p>M8 Nut</p>	<p>D.x1</p>  <p>Open End Wrench</p>	<p>E.x1</p>  <p>M6 Wrench</p>
<p>F.x40</p>  <p>Solid Wood Bed Slats</p>	<p>G.x20</p>  <p>Lath Double Buckle</p>	<p>H.x40</p>  <p>Slatted Single Clip</p>	<p>I.x4</p>  <p>Bent Sub</p>	<p>J.x4</p>  <p>Triangular Connector</p>

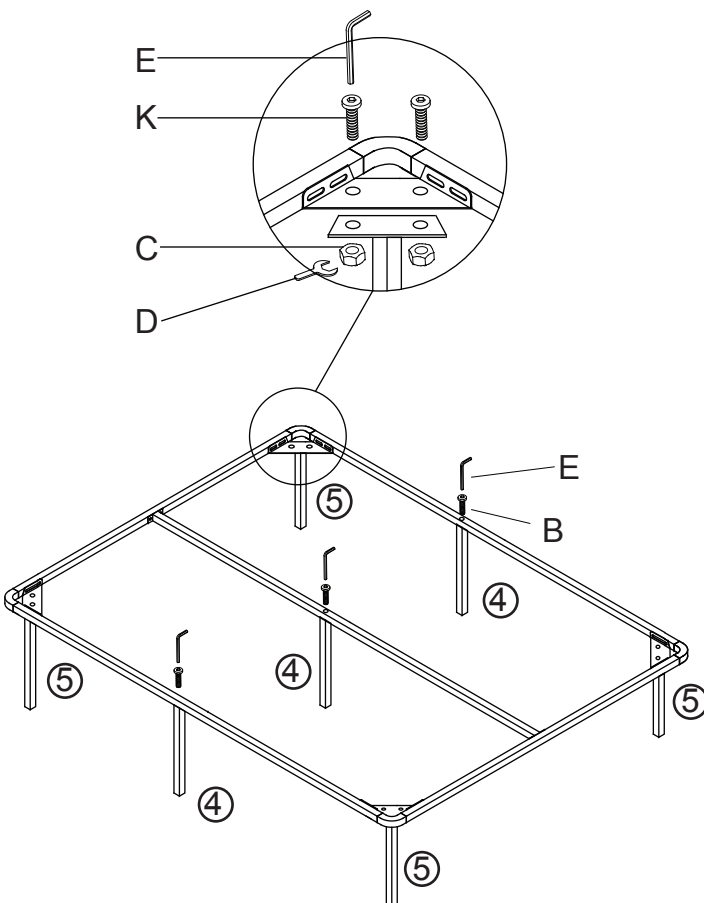
STEP 1



STEP 2



STEP 3



STEP 4

